


## Accessories for the care industry





## LED bedside lights for the care industry

The elegant CURA and CURA LE LED bedside lights have been optimised for adaptation to Malsch care beds in the medical environment. Installation via special receiving sleeves in the sleeping surface ensures that the light is securely attached to the care bed. A flexible gooseneck makes targeted positioning of the light cone possible for perfect lighting.

The CURA designer bedside light has an intuitively accessible cord switch within easy reach. The satinised lampshade gives off an atmospheric, glare-free warm light for a pleasant, cosy atmosphere and perfect reading comfort. The bedside light is supplied with power directly from the bed control – for less cable and an uncluttered floor.

The CURA LE model is operated using a layable cord switch. In addition to the different design of the light, the other main difference to the CURA bedside light is the cooler colour temperature of the lamp and the fact that it is powered from a power supply unit.



### CURA bedside light

Part no. V80200300002

- Bedside light with gooseneck for fitting into the receiving sleeves at the head end
- Power supply via bed controller without additional wall plug
- Lamp head rotates by 240°
- Cable length approx. 40 cm
- Colour: White aluminium
- Lamp: 1 x LED module, approx. 5.2 W
- Colour temperature: approx. 3000 K
- Standards: EN 60598-2-25/A1 and EN 60598-1
- Option: Power supply via separate power supply unit



### CURA LE bedside light

Part no. V80200200000

- Bedside light with gooseneck for fitting into the receiving sleeves at the head end
- Power supply via separate power supply unit
- Can be rotated 180°
- Illuminated switch
- Colour: White aluminium
- Lamp: LED 4W
- Colour temperature: 3000 K
- Standards: EN 60598-2-25/A1: 2004



# Lifting pole and IV drip stand



**Lifting pole RAL 9006**  
Part no. E71600101000

**Lifting pole RAL 9006**  
**incl. standard grab handle**  
Part no. V50100000001

**Lifting pole RAL 9006**  
**incl. grab handle with automatic**  
**retraction**  
Part no. V50200000001

**Grab handle with automatic**  
**retraction**  
Part no. E21700102000



**Standard grab handle**  
Part no. E21700101000



**Lifting pole with IV drip holder**  
RAL 9006 (silver)  
Part no. V50200000007




**IV drip bracket for lifting pole**  
Chrome plated  
Part no. V81110000001



**IV drip stand, curved**  
Stainless steel  
Part no. V80300000002



**IV drip stand, straight**  
Plastic  
Part no. V80300000001



**IV drip stand, straight**  
Stainless steel  
Part no. V80300000000

# Handheld controller holders



**Handheld controller hook  
for HC-146/147** for suspending  
from side rail, plastic  
Part no. E22400102000



**Handheld controller hook  
for HB 400** for suspending from  
side rail, plastic  
Part no. E22400103000



**Handheld controller holder  
for HC-146/147**, Plastic  
Part no. V81900000002



**Handheld controller holder  
for HB 400**, Plastic  
Part no. PMF81900000008



# Bed transport trolley

The Malsch bed transport trolley is used in locations where the bed is wider than the door openings, such as in old buildings with narrow door frames, in lifts or in narrow stairwells.

The bed can be securely tilted in just a few steps using the bed transport trolley. In order to do this, the trolley is slid flat beneath the bed and secured to the sub-frame using screw clamps. The trolley with bed can then be lifted up with little use of force with the brake applied.

The bed transport trolley can also provide easier access for carrying out service work on components which are difficult to access.



## Bed transport trolley

Bed width of 90 cm to 100 cm:

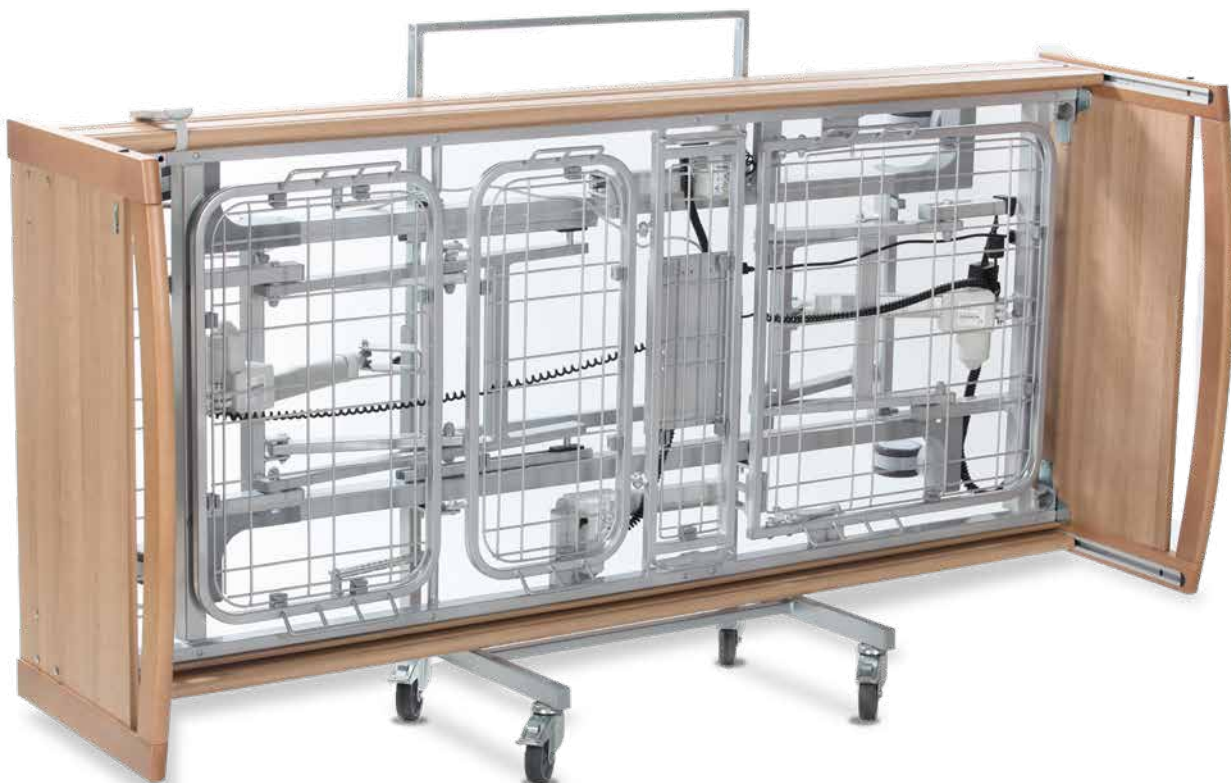
Part no. V00600102000

Bed width of 110 cm to 120 cm:

Part no. V00600103000

Bed width of 120 cm to 140 cm:

Part no. V00600102001



## Side rail and upholstered side rail cover



**Full-length side rails, 3-piece**  
Part no. E6050010



**Side rail height extension**  
Part no. V701001



**Upholstered side rail cover**

for two-part full-length side rails (per side)  
195×60 cm

Part no. V80101000000

for three-part full-length side rails (per side)  
195×87 cm

Part no. V80100000001



**Upholstered side rail cover**

for split side rails (1 piece) 83×28 cm

Part no. V80101000014



**Bed padding**

Upholstery for head/foot boards  
(for 90 cm sleeping surface)  
Part no. V80100000100 (1 piece)

Upholstery for side  
Part no. V80100000200 (1 piece)



# Wall bumper

Optionally available wall bumpers effectively prevent damage to walls and door frames, protect the care bed and can protect residents from injuries during transport.

## Wall bumper, telescopic



### Wall bumper, universal 1

Telescopic  
for IMPULSE edt. 400,  
400ZB, 420 and AURA

Part no. V80100420015  
1 x head side, 2 x lengthways



### Wall bumper, universal 2

Telescopic  
for IMPULSE edt. 400LR

Part no. V80100420020  
1 x head side, 2 x lengthways

## Wall bumper, rigid



**Wall bumper, universal 3, rigid**  
for IMPULSE edt. 400, 400ZB,  
420 and AURA

Part no. V80100420021  
1 x head side, 2 x lengthways

Part no. V80100420022  
1 x head side, wall clearance 7 cm



**Wall bumper, universal 4, rigid**  
for IMPULSE edt. 400LR

Part no. V80100420023  
1 x head side, 2 x lengthways

Part no. V80100420024  
1 x head side

## Other accessories



### **Mattress insert**


for integrated bed extension

Part no. V81500006000

(IMPULSE Edt. 400/400 LR and AURA)

Part no. V81500007000

(IMPULSE Edt. 420/420 LR)



### **Mattress wedge without insert board**

for integrated bed extension

Please specify mattress size when making enquiries.



### **Urine bottle holder including bottle**

Part no. V81100002000




### **Sleeping surface extension for AYLEEN\* and IMPULSE care beds with full-length side rails**

Part no. V81501001500

Set consisting of:

- Sleeping surface insert
- 4 side rail bars 220 cm
- 2 side panels 220 cm\*\*



### **Bed tray for full-length side rails**

Part no. V90100100500



### **Under bed lighting**

Part no. V80200400003

for 19 mm side panel

Part no. V80200400001\*\*\*

for 8 mm side panel

\* not for AYLEEN Edition 500, \*\* depending on bed type, \*\*\* only for models with Limoss drive set

Malsch GmbH  
Rohbergstr. 9 | D-36208 Wildeck, Germany  
Tel.: +49 (0) 6626 915 100  
Fax: +49 (0) 6626 915 116  
E-mail: [info@bettenmalsch.de](mailto:info@bettenmalsch.de)

[bettenmalsch.com](http://bettenmalsch.com)

