

Accessories for the care industry





LED bedside lights for the care industry

The elegant CURA and CURA LE LED bedside lights have been optimised for adaptation to Malsch care beds in the medical environment. Installation via special receiving sleeves in the sleeping surface ensures that the light is securely attached to the care bed. A flexible gooseneck makes targeted positioning of the light cone possible for perfect lighting.

The CURA designer bedside light has an intuitively accessible cord switch within easy reach. The satinised lampshade gives off an atmospheric, glare-free warm light for a pleasant, cosy atmosphere and perfect reading comfort. The bedside light is supplied with power directly from the bed control – for less cable and an uncluttered floor.

The CURA LE model is operated using a layable cord switch. In addition to the different design of the light, the other main difference to the CURA bedside light is the cooler colour temperature of the lamp and the fact that it is powered from a power supply unit.



CURA bedside light

Part no. V80200300002


- Bedside light with gooseneck for fitting into the receiving sleeves at the head end
- Power supply via bed controller without additional wall plug
- Lamp head rotates by 240°
- Cable length approx. 40 cm
- Colour: White aluminium
- Lamp: 1 x LED module, approx. 5.2 W
- Colour temperature: approx. 3000 K
- Standards: EN 60598-2-25/A1 and EN 60598-1
- Option: Power supply via separate power supply unit



CURA LE bedside light

Part no. V80200500000

- Bedside light with gooseneck for fitting into the receiving sleeves at the head end
- Power supply via separate power supply unit
- Can be rotated 360°
- Cord switch with hook
- Cable length approx. 150 cm
- Colour: White aluminium
- Lamp: 8 white LEDs
- Colour temperature: 5000 K
- Standards: EN 60598-1 and EN 60598-2-25



Lifting pole and IV drip stand



Lifting pole RAL 9006
Part no. E71600101000

**Lifting pole RAL 9006
incl. standard grab handle**
Part no. V50100000001

**Lifting pole RAL 9006
incl. grab handle with automatic
retraction**
Part no. V50200000001

**Grab handle with automatic
retraction**
Part no. E21700102000



Standard grab handle
Part no. E21700101000



Lifting pole with IV drip holder
RAL 9006 (silver)
Part no. V50200000007




IV drip bracket for lifting pole
Chrome plated
Part no. V81110000001



IV drip stand, curved
Stainless steel
Part no. V80300000002



IV drip stand, straight
Plastic
Part no. V80300000001



IV drip stand, straight
Stainless steel
Part no. V80300000000

Handheld controller holders



**Handheld controller hook
for HC-146/147** for suspending
from side rail, plastic
Part no. E22400102000



**Handheld controller hook
for HB 400** for suspending from
side rail, plastic
Part no. E22400103000



**Handheld controller holder
for HC-146/147**, Plastic
Part no. V81900000002



**Handheld controller holder
for HB 400**, Plastic
Part no. PMF81900000008

Bed transport trolley

The Malsch bed transport trolley is used in locations where the bed is wider than the door openings, such as in old buildings with narrow door frames, in lifts or in narrow stairwells.

The bed can be securely tilted in just a few steps using the bed transport trolley. In order to do this, the trolley is slid flat beneath the bed and secured to the sub-frame using screw clamps. The trolley with bed can then be lifted up with little use of force with the brake applied.

The bed transport trolley can also provide easier access for carrying out service work on components which are difficult to access.



Bed transport trolley

Bed width of 90cm to 100cm:


Part no. V00600102000

Bed width of 110cm to 120cm:

Part no. V00600103000

Bed width of 120cm to 140cm:

Part no. V00600102001



Side rail and upholstered side rail cover



Full-length side rails, 3-piece
Part no. E6050010



Side rail height extension
Part no. V701001

Upholstered side rail cover

for two-part full-length side rails (per side)

195×60 cm

Part no. V80101000000

for three-part full-length side rails (per side)

195×87 cm

Part no. V80100000001



Upholstered side rail cover

for split side rails (1 piece) 83×28 cm

Part no. V80101000014



Bed padding

Upholstery for head/foot boards
(for 90 cm sleeping surface)

Part no. V80100000100 (1 piece)

Upholstery for side

Part no. V80100000200 (1 piece)



Wall bumper

Optionally available wall bumpers effectively prevent damage to walls and door frames, protect the care bed and can protect residents from injuries during transport.

Wall bumper, telescopic



Wall bumper, universal 1

Telescopic
for IMPULSE edt. 400,
400ZB, 420 and AURA

Part no. V80100420015
1 x head side, 2 x lengthways



Wall bumper, universal 2

Telescopic
for IMPULSE edt. 400LR

Part no. V80100420020
1 x head side, 2 x lengthways

Wall bumper, rigid



Wall bumper, universal 3, rigid
for IMPULSE edt. 400, 400ZB,
420 and AURA

Part no. V80100420021
1 x head side, 2 x lengthways

Part no. V80100420022
1 x head side, wall clearance 7 cm



Wall bumper, universal 4, rigid
for IMPULSE edt. 400LR

Part no. V80100420023
1 x head side, 2 x lengthways

Part no. V80100420024
1 x head side

Other accessories



Mattress insert

for integrated bed extension

Part no. V81500006000

(IMPULSE Edt. 400/400LR and AURA)

Part no. V81500007000

(IMPULSE Edt. 420/420LR)



Mattress wedge without insert board

for integrated bed extension

Please specify mattress size when

making enquiries.




Urine bottle holder including bottle

Part no. V81100002000



Sleeping surface extension for AYLEEN* and IMPULSE care beds with full-length side rails

Part no. V81501001500



Bed tray for full-length side rails

Part no. V90100100500



Under bed lighting

Part no. V80200400003

for 19 mm side panel

Part no. V80200400001***

for 8 mm side panel

Set consisting of:

- Sleeping surface insert
- 4 side rail bars 220 cm
- 2 side panels 220 cm**

* not for AYLEEN Edition 500, ** depending on bed type, *** only for models with Limoss drive set

Malsch GmbH

Rohbergstr. 9 | D-36208 Wildeck, Germany

Tel.: +49 (0) 6626 915 100

Fax: +49 (0) 6626 915 116

E-mail: info@bettenmalsch.de

bettenmalsch.com

